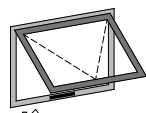


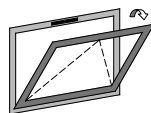
KATO 253 | Chain actuator, 250N



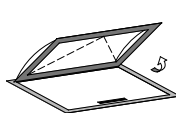
APPLICATIONS



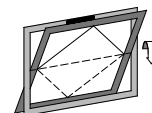
*Top hinges,
outward opening*



*Bottom hinges,
inward opening*



Cupolas and skylights




Horizontal pivoting window

KATO 253 is the chain actuator designed to ensure efficiency and reliability in the operation of top hinges outward windows, bottom hinges inward windows, domes, and dormers.

- Simple mechanical selection of stroke length between 240 mm and 360 mm.
- It is equipped with a microprocessor that allows power control over the entire stroke: stroke-end stop during opening and closing with absorption of power and as protection against overload.
- Simplified installation: quick chain coupling and patented Nekos plug-in mounting system.
- Complies with EU directives (EMC Directive, Low Voltage Directive).

The body and the brackets are made strong composite material (glass fibre-reinforced polyamide).



Standard Colours:

Black (similar to RAL9004) with black power cable
White (similar to RAL9003) and Grey (similar to RAL7047) with White cable.



PATENTED

EP1723303
EP1723304B1

The rapid release hook locking the chain terminal to the bracket.

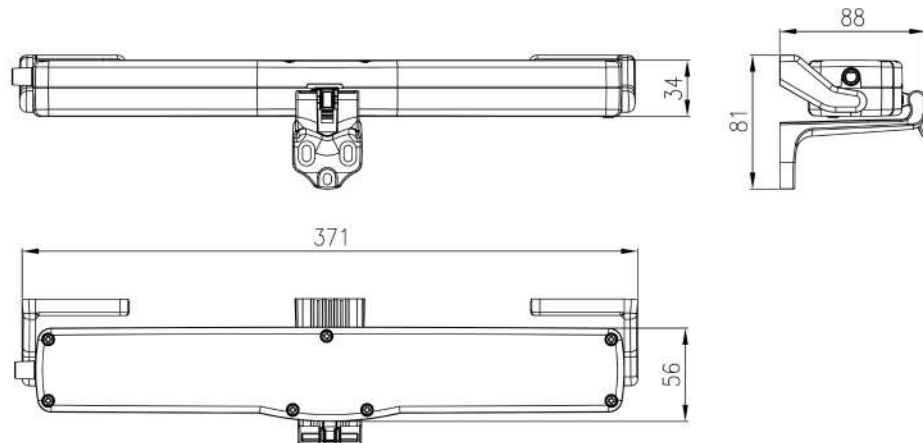
MODEL KATO 253

230V

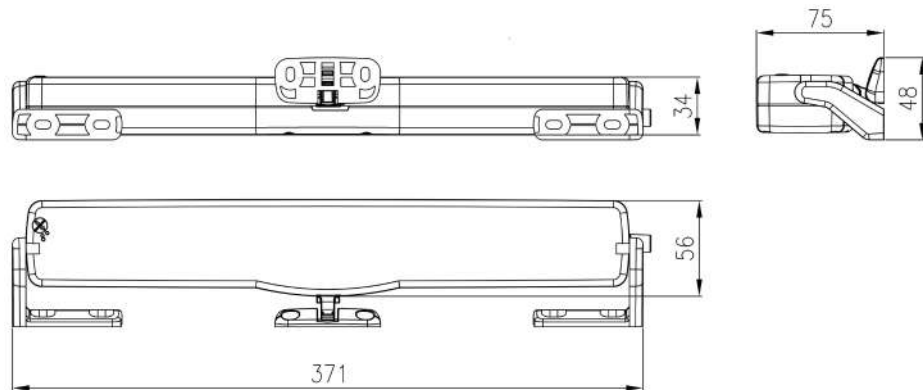
24V

Thrust and traction force	250 N	
Strokes	240 - 360 mm	
Power supply voltage	110-230V ~ 50/60 Hz	24V DC
Rated absorbed current	0,42 A - 0,21 A	0,78 A
Power absorbed at nominal load	~ 23-20 W	19 W
Load speed	11 mm/s	13,3 mm/s
Duration of load stroke	32,5 s	27 s
Electrical insulation	Class II	Class III
Type of service	2 cycles	5 cycles
Working temperature	-5°C - +65°C	
Protection index for electrical devices	IP40	
Connection in parallel	YES	
Syncro ³ synchronization	NO	
Connection to electromechanical lock	NO	
Length of power cable	1 m	
Static holding force	1500 N	
Dimensions	33,5 x 56 x 356 mm	
Weight	0,83 Kg	0,80 Kg





**Bottom hinges,
inward opening**









**Top hinges,
outward opening**



ACCESSORIES INCLUDED IN THE PACKAGING:

	4010053 Chain rapid release hook	Grey
	4010002 Standard support brackets	Black, White, Grey
	4010005 Bracket for top hinges, outward opening application	Black, White, Grey
	4010006 Bracket for bottom hinges, inward opening application	Black, White, Grey

ACCESSORIES TO BE REQUESTED SEPARATELY:

	4010003 Brackets for vertical mounting	Black, White, Grey
	4010025 Bracket for horizontal junction h.21 mm	Black, White, Grey
	4010026 Brackets for dormer window	Black, White, Grey
	4010027 Bracket for top hinges, outward opening with security clutch h.14,5 mm	Black, White, Grey
	4010019 Top hinges, outward opening bracket in metal h.14 mm Ø4 mm	Black, White, Grey
	4010078 Brackets for vertical mounting	Black, White, Grey